

NOTE: This Wood Destroying Organism (WDO) report (AKA "termite inspection") is on Florida form DACS 13645, which supersedes FHA form NPMA-33.

For questions pertaining to mortgage loan requirements, please contact your lender directly.



SAMPLE



SECTION 3 - OBSTRUCTIONS AND INACCESSIBLE AREAS: The following areas of the structure(s) inspected were obstructed or inaccessible. NO INFORMATION on the status of wood-destroying organisms or damage from wood-destroying organisms in these areas is provided in this report.

In addition to those areas described in consumer information on Page 1, Section 2; the following specific areas were not visible and/or accessible for inspection. The descriptions and reasons for inaccessibility are stated below:

- Attic **SPECIFIC AREAS:** Entire attic.
REASON: No entryway or scuttle to access attic.

- Interior **SPECIFIC AREAS:** All areas of walls behind surface of wall coverings. Area behind furnishings &
REASON: Wall coverings completely block view/access of these areas. Personal storage &
furnishings block view/access. Stored items block view/access. No access to sales and sashes

- Exterior **SPECIFIC AREAS:** Siding and trim at second story. Stem wall & foundation under & including
REASON: Area too high for safe access. Exterior wall covering & the ground block view/access.

- Crawlspace **SPECIFIC AREAS:** _____
REASON: _____

- Other: **SPECIFIC AREAS:** _____
REASON: _____

SECTION 4 - NOTICE OF INSPECTION AND TREATMENT INFORMATION

EVIDENCE of previous treatment observed: Yes No If Yes, the structure exhibits evidence of previous treatment. List what was observed: Drill holes at Perimeter Bait System, Treatment/Inspection Stickers included in photo
(State what visible evidence was observed to suggest possible previous treatment - use additional page if needed)
section.

NOTE: The inspecting company can give no assurances with regard to work done by other companies. The company that performed the treatment should be contacted for information on treatment history and any warranty or service agreement which may be in place.

A Notice of Inspection has been affixed to the structure at: Electrical Panel.
(State the location)

This Company has treated the structure(s) at time of inspection: Yes No
If YES: Common name of organism treated: _____
(Common name of organism)
Name of Pesticide Used: _____ Terms and Conditions of Treatment: _____
Method of Treatment: Whole Structure Spot Treatment: _____
Specify Treatment Notice Location: _____

SECTION 5 - COMMENTS AND FINANCIAL DISCLOSURE

Comments: See included photos, See HomePro-s inspection report dated today. See treatment stickers and reports by
(Use additional pages, if necessary)
Naders pest control on May 24, 2006 and treatment July 24, 2017. Currently carpenter bees Are visible at wood soffit
and boreholes present. Preventative Treatment is recommended.

Neither the company (licensee) nor the inspector has any financial interest in the property inspected or is associated in any way in the transaction with any party to the transaction other than for inspection purposes.

Signature of Licensee or Agent:  Date: 4/15/2019.

Address of Property Inspected: _____ Inspection Date: 4/15/2019.

THIS IS PAGE TWO OF A TWO PAGE REPORT

ADDENDUM

Address of Property inspected: _____

Section 2, B. 1. continued 4) Lower window sash guest suite over left garage east windows, left window sash. 5) Lower window sash right rear, right garage.

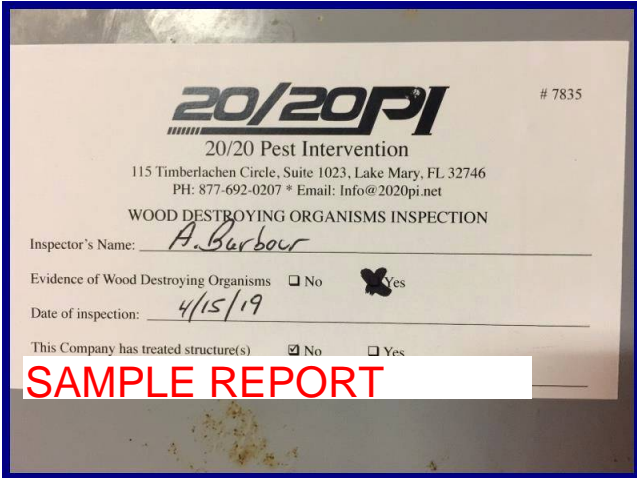
ADDENDUM

personal storage. Entire rear wall at right garage, All windowsills and sashes.

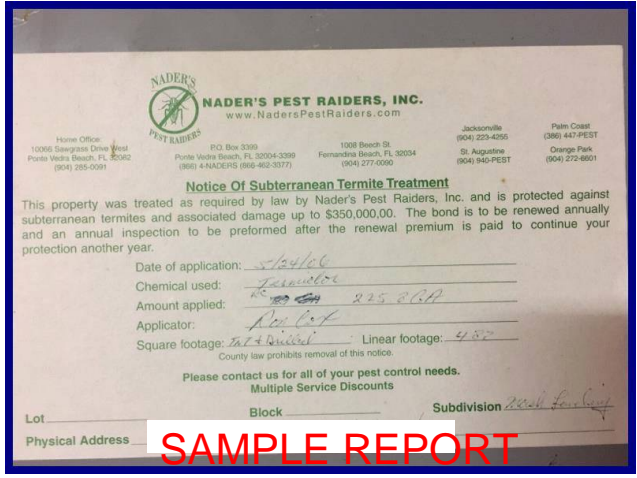
Sec.3, B2-Interior reason (cont.) to probe do two window screens in place and several windows not operating.

Sec.3 C1- EXTERIOR Specific Areas (cont.) exterior wall cover.

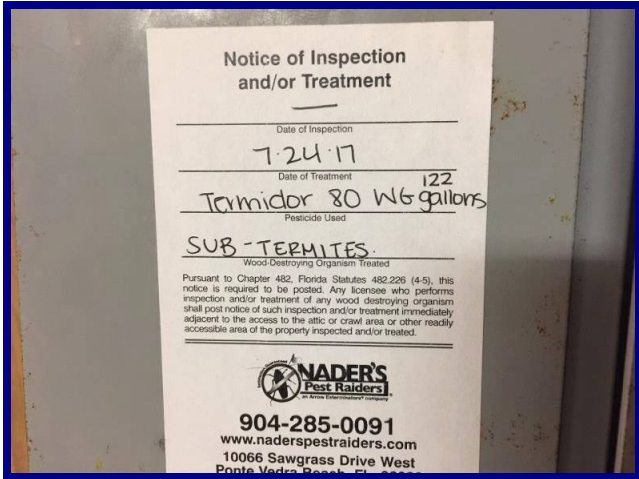
Address of Property inspected: _____



Today's inspection sticker.



Naders pest control, treatment sticker.



Naders pest control, treatment sticker.



Wood decay at wall sheathing | left exterior closet.



Wood decay at wall sheathing up high in closet right exterior.




Wood decay at lower right door jam, exterior right closet.

Address of Property inspected: _____



Wood decay lower left door jam, at right exterior closet.



Wood decay At lower left sash, east facing window at guest suite over left garage.