





ADAM H. PUTNAM
COMMISSIONER

Florida Department of Agriculture & Consumer Services
Division of Agricultural Environmental Services

WOOD-DESTROYING ORGANISMS INSPECTION REPORT

Rule 5E-14.142, F.A.C.
Telephone Number (850) 617-7996



SECTION 1 - GENERAL INFORMATION

Inspection Company
20/20 Pest Intervention. Business License Number: JF 205905.
Inspection Company Name

115 Timberlachen Cir., Lake Mary, FL 32746. Phone Number: 407-221-7536.
Company Address

Lake Mary, FL 32746. Date of Inspection: 4/15/2019.
Company City, State and Zip Code

Inspector's Name and Identification Card Number: Austin Barbour. JE131188.
Print Name ID Card No.

Address of Property inspected: **SAMPLE REPORT**

Structure(s) on Property Inspected Single family home & detached garage only.

Inspection and Report requested by: HomePro Inspections. 2950 Halcyon Ln. Jacksonville FL 32223.
Name and Contact Information

Report Sent to Requestor and to:
Name and Contact Information if different from above

SECTION 2 - INSPECTION FINDINGS - CONSUMERS SHOULD READ THIS SECTION CAREFULLY

THIS REPORT IS MADE ON THE BASIS OF WHAT WAS VISIBLE AND READILY ACCESSIBLE AT THE TIME OF INSPECTION AND DOES NOT CONSTITUTE A GUARANTEE OF THE ABSENCE OF WOOD-DESTROYING ORGANISMS (WDOs) OR DAMAGE OR OTHER EVIDENCE UNLESS THIS REPORT SPECIFICALLY STATES HEREIN THE EXTENT OF SUCH GUARANTEE.

This report does not cover areas such as, but not limited to, those that are enclosed or inaccessible, areas concealed by wall-coverings, floor coverings, furniture, equipment, stored articles, insulation, or any portion of the structure in which inspection would necessitate removing or defacing any part of the structure.

This property was not inspected for any fungi other than wood-decaying fungi, and no opinion on health related effects or indoor air quality is provided or rendered by this report. Individuals licensed to perform pest control are not required, authorized or licensed to inspect or report for any fungi other than wood-destroying fungi, nor to report or comment on health or indoor air quality issues related to any fungi. Persons concerned about these issues should consult with a certified industrial hygienist or other person trained and qualified to render such opinions. **A wood-destroying organism (WDO) means an arthropod or plant life which damages and can reinfest seasoned wood in a structure, namely, termites, powder post beetles, old house borers, and wood-decaying fungi.**

NOTE: This is NOT a structural damage report. It should be understood that there may be damage, including possible hidden damage present. FURTHER INVESTIGATION BY QUALIFIED EXPERTS OF THE BUILDING TRADE SHOULD BE MADE TO DETERMINE THE STRUCTURAL SOUNDNESS OF THE PROPERTY.

Based on a visual inspection of accessible areas, the following findings were observed:

(See Page 2, Section 3 to determine which areas of the inspected structure(s) may have been inaccessible.)

A. **NO visible signs of WDO(s) (live, evidence or damage) observed.**

B. **VISIBLE** evidence of WDO(s) was observed as follows:

1. **LIVE WDO(s):** Wood decay fungi observed at Several areas lower garage doors- left garage. 2) Lower left and right door jams at exterior right closet. 3) Wall OSB sheathing inside upper above doors at left and right exterior closets.
(Common name of Organism and Location - use additional page, if needed)

2. **EVIDENCE** of WDO(s) (dead wood-destroying insects or insect parts, frass, shelter tubes, exit holes, or other evidence):
Wood decay fungi observed at Several areas lower garage doors- left garage. 2) Lower left and right door jams at exterior right closet. 3) Wall OSB sheathing inside upper above doors at left and right exterior closets. 4) Lower window sash guest suite over left garage east windows, left window sash. 5) Lower window sash right rear, right garage.
(Common Name, Description and Location of all visible damage - Describe evidence - use additional page, if needed)

3. **DAMAGE** caused by WDO(s) was observed and noted as follows:
Wood decay fungi damage observed at Several areas lower garage doors- left garage. 2) Lower left and right door jams at exterior right closet. 3) Wall OSB sheathing inside upper above doors at left and right exterior closets. 4) Lower window sash guest suite over left garage east windows, left window sash. 5) Lower window sash right rear, right garage.
(Common Name, Description and Location of all visible damage - Describe damage - use additional page, if needed)

THIS IS PAGE ONE OF A TWO PAGE REPORT

SECTION 3 - OBSTRUCTIONS AND INACCESSIBLE AREAS: The following areas of the structure(s) inspected were obstructed or inaccessible. NO INFORMATION on the status of wood-destroying organisms or damage from wood-destroying organisms in these areas is provided in this report.

In addition to those areas described in consumer information on Page 1, Section 2; the following specific areas were not visible and/or accessible for inspection. The descriptions and reasons for inaccessibility are stated below:

- Attic **SPECIFIC AREAS:** Entire attic.
REASON: No entryway or scuttle to access attic.

- Interior **SPECIFIC AREAS:** All areas of walls behind surface of wall coverings. Area behind furnishings &
REASON: Wall coverings completely block view/access of these areas. Personal storage &
furnishings block view/access. Stored items block view/access. No access to sales and sashes

- Exterior **SPECIFIC AREAS:** Siding and trim at second story. Stem wall & foundation under & including
REASON: Area too high for safe access. Exterior wall covering & the ground block view/access.

- Crawlspace **SPECIFIC AREAS:** _____
REASON: _____

- Other: **SPECIFIC AREAS:** _____
REASON: _____

SECTION 4 - NOTICE OF INSPECTION AND TREATMENT INFORMATION

EVIDENCE of previous treatment observed: Yes No If Yes, the structure exhibits evidence of previous treatment. List what was observed: Drill holes at Perimeter Bait System, Treatment/Inspection Stickers included in photo
(State what visible evidence was observed to suggest possible previous treatment - use additional page if needed)
section.

NOTE: The inspecting company can give no assurances with regard to work done by other companies. The company that performed the treatment should be contacted for information on treatment history and any warranty or service agreement which may be in place.

A Notice of Inspection has been affixed to the structure at: Electrical Panel.
(State the location)

This Company has treated the structure(s) at time of inspection: Yes No
If YES: Common name of organism treated: _____
(Common name of organism)
Name of Pesticide Used: _____ Terms and Conditions of Treatment: _____
Method of Treatment: Whole Structure Spot Treatment: _____
Specify Treatment Notice Location: _____

SECTION 5 - COMMENTS AND FINANCIAL DISCLOSURE

Comments: See included photos, See HomePro-s inspection report dated today. See treatment stickers and reports by
(Use additional pages, if necessary)
Naders pest control on May 24, 2006 and treatment July 24, 2017. Currently carpenter bees Are visible at wood soffit
and boreholes present. Preventative Treatment is recommended.

Neither the company (licensee) nor the inspector has any financial interest in the property inspected or is associated in any way in the transaction with any party to the transaction other than for inspection purposes.

Signature of Licensee or Agent:  Date: 4/15/2019.

Address of Property Inspected: _____ Inspection Date: 4/15/2019.

THIS IS PAGE TWO OF A TWO PAGE REPORT

ADDENDUM

Address of Property inspected: _____

Section 2, B. 1. continued 4) Lower window sash guest suite over left garage east windows, left window sash. 5) Lower window sash right rear, right garage.

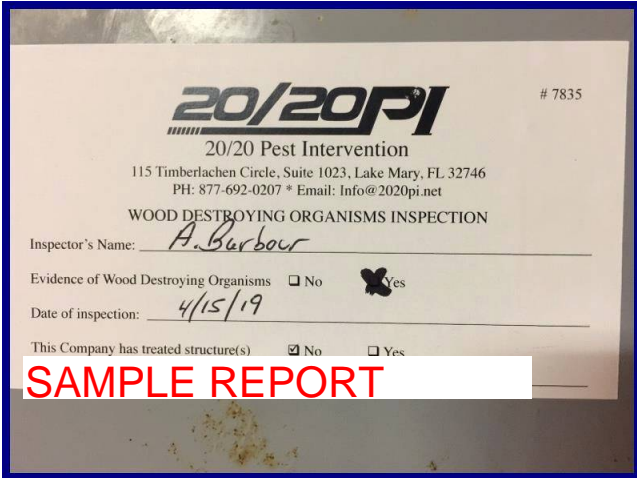
ADDENDUM

personal storage. Entire rear wall at right garage, All windowsills and sashes.

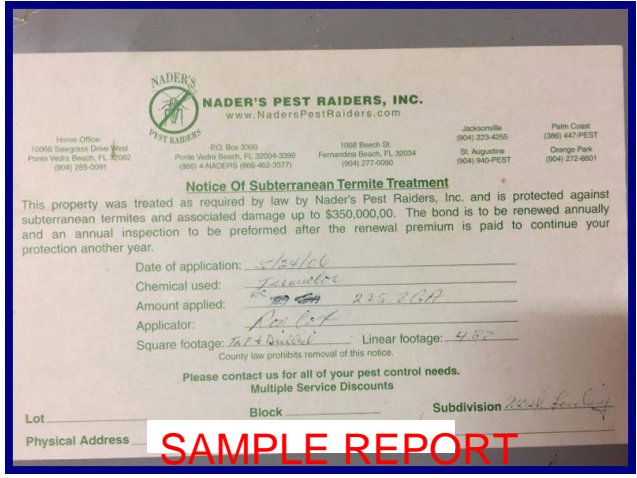
Sec.3, B2-Interior reason (cont.) to probe do two window screens in place and several windows not operating.

Sec.3 C1- EXTERIOR Specific Areas (cont.) exterior wall cover.

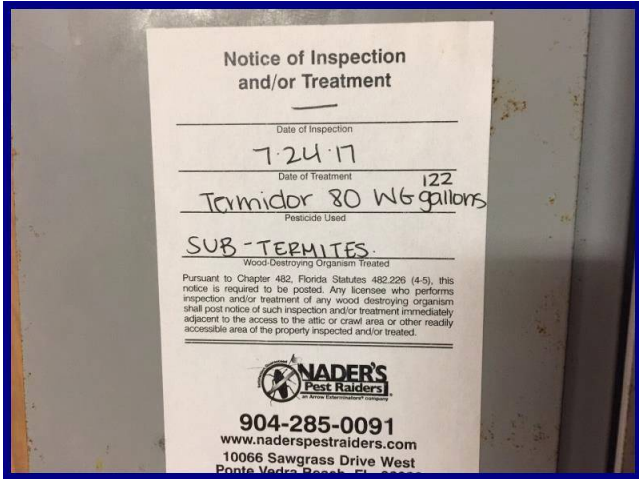
Address of Property inspected: _____



Today's inspection sticker.



Naders pest control, treatment sticker.



Naders pest control, treatment sticker.



Wood decay at wall sheathing | left exterior closet.




Wood decay at wall sheathing up high in closet right exterior.




Wood decay at lower right door jam, exterior right closet.

Address of Property inspected: _____



Wood decay lower left door jam, at right exterior closet.



Wood decay At lower left sash, east facing window at guest suite over left garage.